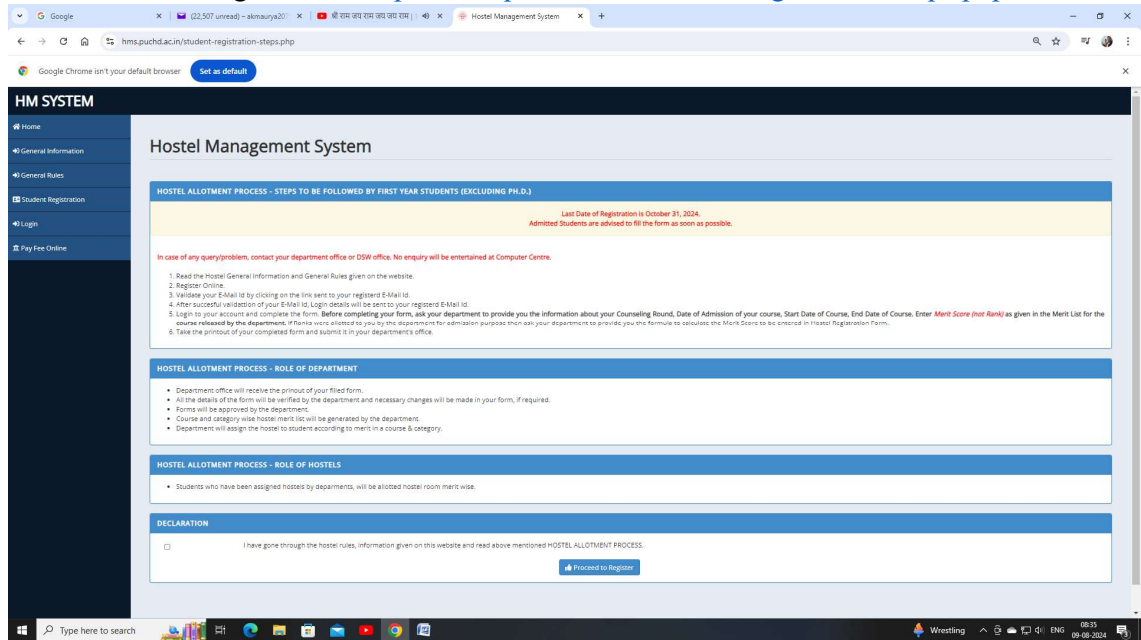


# HOSTEL ALLOTMENT PROCESS for Newly Admitted BE Students

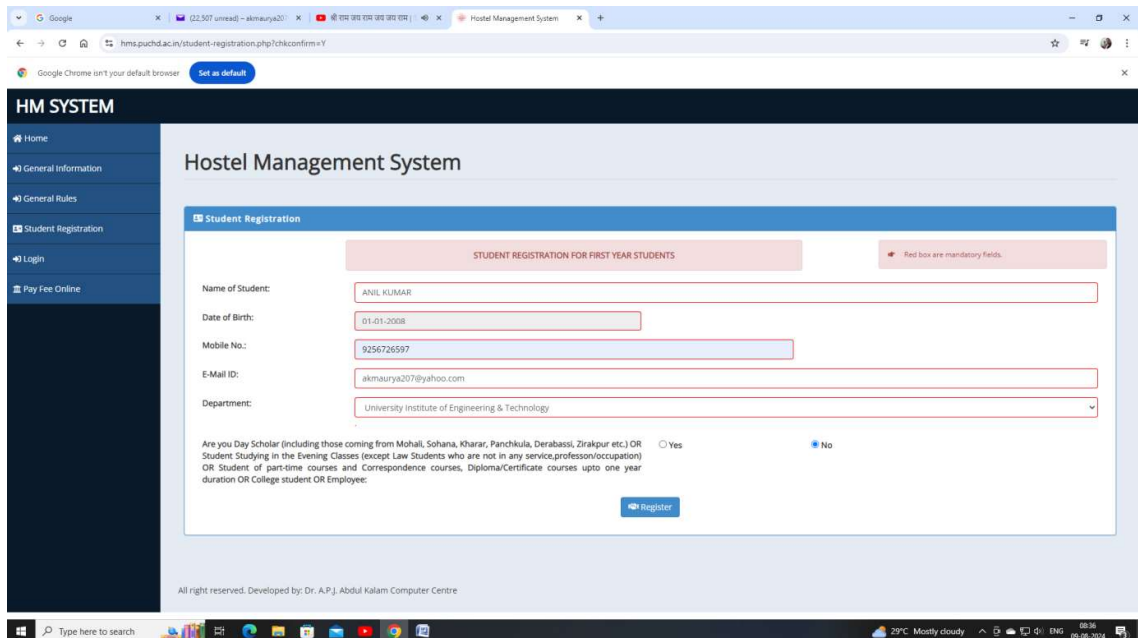
Apply between 14.8.2024 to 18.8.2024 (Last date to apply is 18.8.2024)

Steps for online registration of hostel accommodation:

1. Visit website: <https://hms.puchd.ac.in/> (start from 14.08.2024)
2. Click on student registration: <https://hms.puchd.ac.in/student-registration-steps.php>



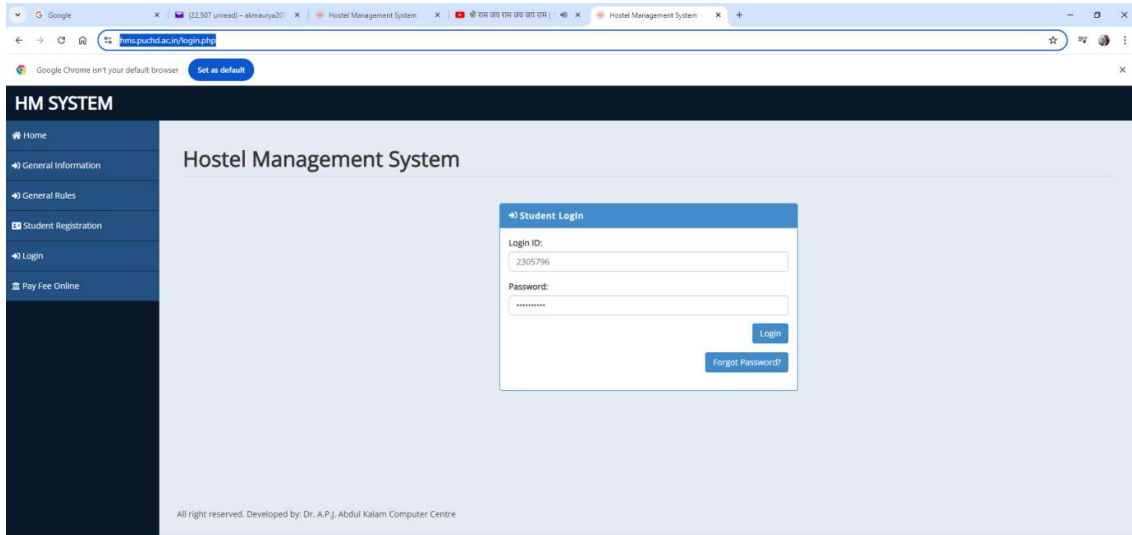
3. Scroll down and tick the check box given below the declaration and click on “Proceed to register”



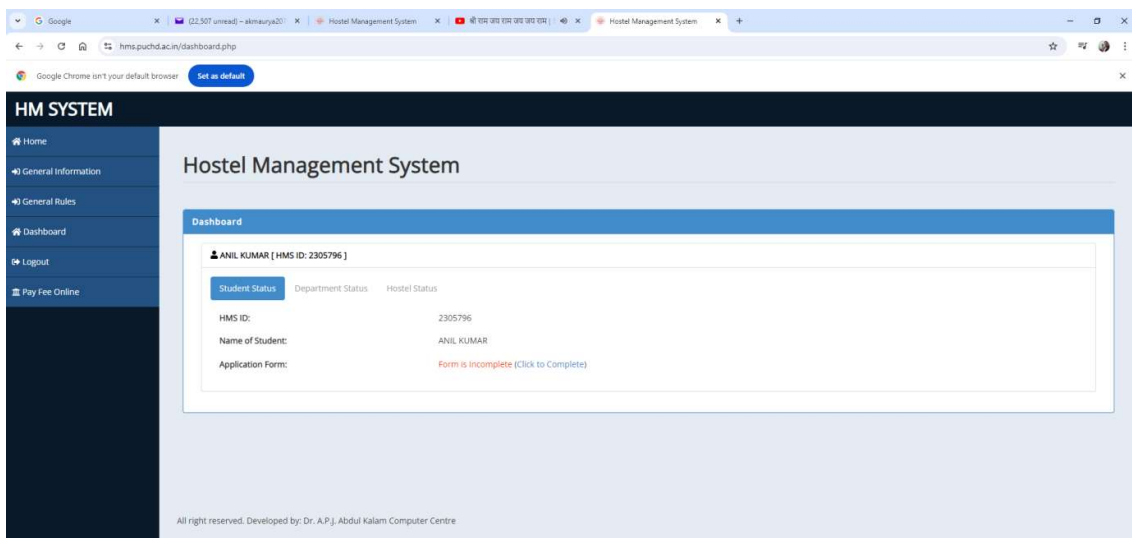
NOTE: Students have to select Department **University Institute of Engineering & Technology**

Mention correct phone number and email address

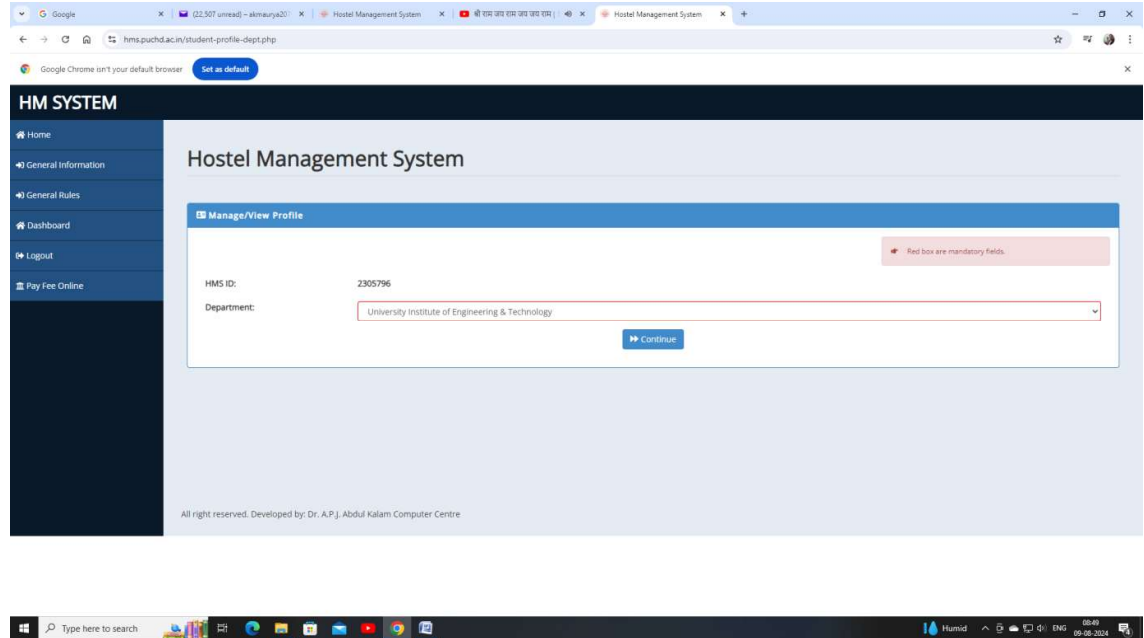
4. After registration on hostel website the applicant will get a link on registered email for validation.
5. After validation, an email with username and password will be received. Using those login credentials, applicants have to login on hostel website:  
<https://hms.puchd.ac.in/login.php>



6. Select the option 'Click to complete'



7. Click on continue



8. Fill all the details as given below:

Hostel Management System

**Red box are mandatory fields.**

HMS ID: 2305796

Department: **University Institute of Engineering & Technology**

Year of Admission (1<sup>st</sup> Year): 2024

Course: **Select Correct Option**

Counseling Round: **14-8-2024 (common date for all counseling)**

Date of Admission (1<sup>st</sup> Sem./Year): **14-8-2024 (common date)**

Merit Score (as per Merit List) (not Rank): fill here **JEE (MAINS) percentile** only

Date of Start of Course (1<sup>st</sup> Sem./Year): **01-08-2024**

Date of Completion of Course: **30-6-2028**

PUPIN/Registration No.: **KEEP BLANK**

Name of Student: As per 12<sup>th</sup> Marksheet

Father's Name: As per 12<sup>th</sup> Marksheet

Mother's Name: As per 12<sup>th</sup> Marksheet

Date of Birth: As per 10<sup>th</sup> Marksheet

Gender:

Nationality:

Permanent (Home) Address:

City:

State:

Mobile No.:

E-Mail ID:

Local Guardian's Name:

Guardian's Address:

Guardian's Phone No.:

Category(s) (Other than General): (Sub category mentioned in allotment letter)

- Backward Classes
- Economically Weaker Section
- Foreign Student/NRI
- Person with Disability
- Prime Minister's Special Scholarship Scheme
- Scheduled Castes
- Scheduled Tribes
- Sports

If You Were Resident of Any Hostel of Panjab University Earlier, Give Details: *KEEP BLANK*

Hostel No.: *KEEP BLANK*

Room No.: *KEEP BLANK*

Block No.: *KEEP BLANK*

Stayed From: To: *KEEP BLANK*

If You Have Joined Any Class of Any Department in the Preceding Year, Give Details:

Department: *KEEP BLANK*

Course: *KEEP BLANK*

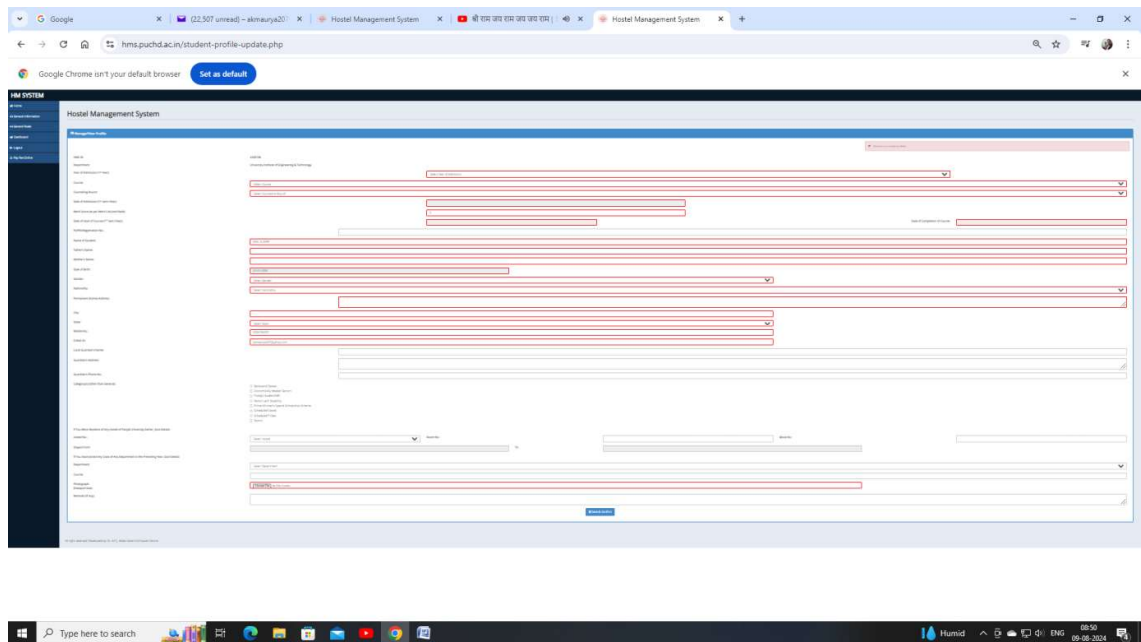
Photograph:

(Passport Size)

Remarks (if any):

**Save & Confirm**

9.



10. After filling all details click on Save and Confirm. The applicant will receive confirmation about Hostel allotment on his/her registered email.

11. The pdf of Hostel form will be generated and will be communicated to the applicant through registered email. This print out needs to be submitted during physical reporting at the HOSTEL DESK.